

# Getting Dressed and Celebrating

## Book 3



- Following the song “Put On Your Shoes”
- Playtime with the High Five Game
- Outside exploring with the cat

by Eva Potociarova  
2015

## Following the Song

In this session I would like to share with you some tips how to practice dressing up expressions in daily life situations. Remember the song Put On Your Shoes from Super Simple Songs? This one is really helpful when getting started. We put on clothes every day. So introduce little English moments here and there such as describing.

**“Put on your shoes, yes shoes.”**

It is such a great advantage to build up vocabulary and expressions when you are in real life situations and you can touch and feel the real things.

**“A scarf for you? Now you are putting on the mittens.”**

**“Are you ready? So let’s go outside.”**

*Dress your toys and comment what you are up to.*

Do you have toys that can be dressed? Great. Play with them and describe clothes and dressing up situations. We will provide you with inspiration when playing with our bear collection.

*Put on your shoes,  
your shoes  
your shoes,  
Put on your shoes. Let’s go  
outside.  
Hurry up. Hurry up.  
Hurry, hurry up! ...  
(from Super Simple Songs)*

*Try to remember the song  
when getting dressed. Follow  
up with the English  
conversation.*

*“Do you like the song?”*

*“You do? Great!*

*“Shall we go outside too?”*



Put your hat on your head.

Now let’s dress a doll. Or Put a skirt on the dog and play silly games – learning English can be really fun.

**“Let’s dress a doll. Do you need any help? Shall I help you?”**



Commenting on the situations. Where are the missing fingers?



Take off the sleeping dress (pajamas) and put on some skirt and T-shirt.



Shall we put the skirt on the dog? Dog in the skirt show. Playing and learning.



## Playtime

**H**igh Five. It's an exciting game that children love and can be played when celebrating some success such as when you finish dressing. In our video we did nice jumps so we continued in playing High Five Game. First I tried to play a bit with meanings of opposites such as HIGH -LOW, FAST - SLOW.

*Enjoy celebrating with the high five game!*

You may try a variation with both hands or with more than two players. Try it and have fun!

## Outside Exploring

*Comment what you see outside also in English.*

**N**ow lets spend a day with Kuba the cat. It is a great opportunity to practice the body parts on animals some more. And what is the cat up to the whole day? Well, eating, having some adventures and resting at the end of the day.





## Reading Books

Nice books with the dressing theme:

Blue Hat, Green Hat Oops  
by Sandra Boynton

Froggy Gets Dressed  
by Jonathan London

Great funny books that we really love and recommend to read with kids.





## NOTES

# Getting Dressed

Let's go outside:

**How is the weather today?**  
**It is cold/hot/windy outside.**  
**What should we wear?**

**Put on your jacket.**  
**Put the hat on your head.**  
**Do you need any help?**  
**Shall I help you?**

**Don't forget to put your shoes on.**  
**Hurry up! Hurry up!**

Dressing up the toys:

**What shall we put on the baby?**  
**How about the dress. Shall we?**  
**Now take off the dress and put on ...**  
**A skirt for the dog?**



It is time to get dressed. Put on your socks, jacket, shoes, sweater, cap, winter hat, gloves and scarf, skirt, rain boots, winter boots, dress and leggings, pants and shirt, undershirt and briefs.

© Eva Potoclarova

English with kids.com

## GAME

# High Five

*Fun game to celebrate success.*  
*Demonstrate meanings of HIGH – LOW, FAST – SLOW.*

**1,2,3 jump. Up high! You want more?**  
**Now we go fast. Now we go slow.**  
**Great, let's celebrate!**

**Give me five!**  
**Up high. Down low.**  
**Too slow!**

*Longer version:*  
**Give me five!**  
**Up high.**  
**At the side (at the other side).**  
**Down low.**  
**Too slow!**

*Surprise by pulling your hand back at the last moment and tricking the other person.*

**Comment: You missed!**  
**If not so then: You got me!**

*Variations: playing with both hands or with more players.*



© Eva Potoclarova

English with kids.com



STORY

## Explore with the Cat




Look, a cat! There is a cat. Wait, wait. The cat is white and brown. Hello! My name is Kuba and I am in the house now.



I think there is a mouse. Where is the mouse? I smell it. Just you wait, I will find you. Oh, here is the mouse!



I am tired. I wash myself. You will comb my hair with the brush. It is so nice!



Here are my ears. Here is my nose. Here is my tail, a long long tail. I have soft fur. And I like to drink milk. White milk. Yummy.



I think I will go to sleep. Lets go to sleep together. We lie down. Good night to you, good night to me..... He is sleeping now.